



## God Created the World

### BIBLE STUDY AIMS

Kids will:

- realize that God is the Creator of everything.
- understand that everything belongs to God.
- desire to worship God as the Creator.

### SCRIPTURE

Genesis 1; 2:1-3; Colossians 1:16; Hebrews 11:1, 3

### MEMORY VERSE

Genesis 1:1

### PRAYER OF PREPARATION

Dear God, renew my wonder and awe for Your awesome creative power and work. Please help the kids recognize You as their Creator and develop a desire in them to worship You. In Jesus' name, Amen.

## Leader Preparation

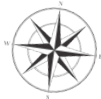
### BACKGROUND AND CONTEXT

God exists outside of time and always has. In His goodness and power, He created the heavens and the earth. He is the one true God, the Creator of all things, and continues to care for and sustain the universe He had designed perfectly. On Day 1, God created light and separated light from darkness, giving us day and night. On Day 2, God made the waters and separated the seas and the sky.

On Day 3 of Creation, God made dry ground appear and filled the earth with plants. He gave each kind of plant its own seeds and fruit. On Day 4, God filled the heavens He had made with the sun, moon, and stars—establishing seasons and weather. These acts of creation show us that God set up weather and time under His control, creating a system of order and making the world a sustainable place to live.

On Days 5 and 6 of Creation, God filled the environments He had made. He filled the seas with fish and other animals that live in the water, the air with birds, and the land with creatures! Like the plants God made on Day 3, animals were created to reproduce according to their own kind. God continued to display His creative power by making a wide variety of animals. Everything God made was good and perfect.

God's incredible work of creating the heavens and the earth was now complete. He rested and blessed the seventh day and made it holy. God is all-powerful, and did not need rest in the same way that we do after work, because He never grows weary (Isaiah 40:28). In this case, resting meant that He did not work that day, because His creation was finished. This also set an example of a pattern of work and rest that we can follow.



# ***Introduction***

---

## **ARRIVAL**

Follow your church's safety procedures as you welcome and greet kids.

## **OPENING ACTIVITIES**

### *Option #1: Build a Creation*

Give kids building blocks like Legos or Duplos and allow time for kids to create something from the blocks. After a couple of minutes, invite them to share their creation.

**You made some pretty unique creations! Some of you created a model of something that already exists like your favorite animal, and some of you used your imagination to make something you've never seen before. One thing you all had in common is that you used the blocks to make your creation.**

- **Did any of you make the blocks that you used for your creation?** (No, someone else made the blocks.)

**Today, we're going to learn how God made everything out of nothing!**

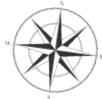
### *Option #2: Sea, Land, Air Game*

The whole group participates as one team. On the ground are three lines with at least 10 feet (3 m) between each line. Each line is assigned a name—sea, land, or air. Players stand on the centerline. When the leader calls out “sea,” players must run to that line. The leader quickly calls out “air,” and players must run to that line. Any person who charges off to the wrong line is out of the game for that round. Continue until only one (or more) is left, or play only for a limited time.

**Today, we're going to learn about how God made the sea, land, and air, and how He filled them with living things.**

## **TRANSITION**

Transition to large group.



## Large Group Time

**WELCOME TIME** 5-10 MINUTES

Welcome! Make announcements.

### **WORSHIP**

Sing songs about God as our Creator and the creation He has made. Read Genesis 1:13, emphasizing the phrase “it was good.” Consider how thankful we should be that God is so wise—that everything He made is good. Sing songs of praise such as “All That’s Good, and Great, and True” or “All Things Bright and Beautiful.” Point out that these songs are actually prayers set to music. If we are really grateful to God, they can become our “thank You” prayers to Him.

### **PRAY**

Dear God, You are the incredible Creator and Sustainer of the universe. Please grow our awe and wonder of You as we explore what You have made. Give us a desire to love and obey You. In Jesus’ name, Amen.

**BIBLE EXPLORATION** 30-35 MINUTES

### *Introduction*

Turn out the lights or ask kids to close their eyes. Ask them to try to imagine what it was like in the beginning before the world was created. Point out that they will not be in total darkness with the lights off.

- **Has anyone ever been in a cave or place where it was absolutely dark? What was it like?** (Take responses.)

### *Scripture*

As you read Genesis 1:1-10 in the darkness, ask kids to picture in their minds what is happening. When you come to verse 3, turn on the lights or have them open their eyes.

**The Bible says that God spoke, and the world was made.** Set out some of the extra blocks from earlier on a table in the front where kids can see.

- **If I say, “Make a tower!” to the blocks, what would happen? Why?** (Nothing. We can’t create from just our speech.)
- **Do you know anyone who does not believe the world began this way?** (Encourage them to tell you what they are being taught.)
- **Did scientists see these things happening? Can they know positively that they did?** (Take responses.)

Most anthropologists (scientists who study man’s beginnings) admit that they don’t know how man got here or how the world began. They are trying to give an explanation, but they aren’t really sure. They are only guessing. They were not there when the world began. They don’t know anyone who was.

**You and I were not there either, but we know Someone who was there. God has told us in His Word what happened. We believe what He says because we know He would not lie.** Read Hebrews 11:1, 3. If kids have specific questions that you can’t answer, write them down and tell the kids that you will look up the information and tell them what you learn next week.

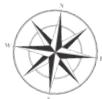
- **What difference does it make whether we believe the science books or the Bible?** (Take responses.)
- **If we do not believe this part of God’s Word, how could we know what parts to believe?** (Take responses.)

If you trust a person, you believe all he says, not just some things. If we really trust God, we will believe all of His Word. Imagine what a mess a traveler would be in if he did not trust his road map. He would get lost. Even if he believed some parts and not others, it wouldn’t be much help to him; he wouldn’t know where to go. But, if he knew it had been made by someone he could trust, he would trust the map and follow it faithfully.

Without our guidebook, the Bible, we would get lost, too. If we trust God who wrote it, we will believe what it says. As we get to know God better, He helps us trust Him more.

Read Genesis 1:9-13 aloud—with a different child reading each verse. **God tells us that He made all kinds of plants and He tells us what the plants do.**

- **How do we get new plants from plants that are already here? God has made plants so they can reproduce themselves.** (If you are using a Bible version that uses the phrase, “after its kind,” explain what this means.)
- Reread Genesis 1:13. **Imagine what would happen if apple seeds grew tomato plants or tomato seeds grew onions. How do farmers depend on each seed growing “after its kind?”** (Take responses.)
- **Why did God make plants before animals?** (Animals need plants to eat in order to live.)
- **How would animals live without plants?** (They wouldn’t be able to live.)



- **Why did God make light before plants?** (Plants make food with light using a process called photosynthesis. Plants can't live without light.)
- **What is the purpose of plants?** (They make oxygen for us to breathe; Provide moisture; Hold soil in place; Make the world more beautiful; etc.)

Imagine how bare and muddy it would be without them. It would also be lifeless—animals and people cannot live without the food and oxygen they provide.

God planned His creation carefully. He did everything in the right order. He did not make plants until the air and light and land and water were ready for them. He did not make animals until the plants they needed were ready and waiting.

Take the blocks for example. If I just drop them randomly (do so while you continue talking), they won't form into anything. There is an order to how they connect and build together.

Think about it: Does God still work in an orderly way today? Consider how things grow and seasons come and go. This shows that God is still controlling things.

- How would you feel if God worked haphazardly—so you never knew when you planted a seed what would come up? (Take responses.)
- What if, when you went to bed, you could never be sure the sun would come up the next day? (Take responses.)
- What if the weather could change from summer to winter at any time? How would you know what to wear or when to plant gardens? (Take responses.)

Let's continue with our picture of the blocks for a minute. As you are talking, put some blocks in a shoebox.

- If I dropped the blocks into this box, closed the lid, left it in a secure place, and never unlocked it, would it ever turn into a design on its own? (Take responses.)
- What if we shook the box? Shake the box. Would the pieces connect and form something on their own? Why or why not? (Take responses.) Have a volunteer come look in the box to see what happened.

God created intentionally and intelligently. He created with order, not chaos. Because He did, we have a beautiful world filled with variety that continues to exist, many, many years after it was made.

Read Genesis 1:20-25.

- **What other creatures live in the sea besides fish?** (Whales, turtles, worms, insects, octopi, etc.)
- **What are some different kinds of birds?** (Chickens, ducks, parrots, etc.)
- **What kind of animal came next (verse 24)? What would "creeping things" be? Name one example of a type of animal mentioned in the verses you have read.** (Go around the circle and have each name a different one.)

We could name animals all day and never name them all. Even if we just tried to name animals mentioned in the Bible, it would take a long time. The Bible mentions by name 38 mammals, 34 birds, 11 reptiles, and 16 insects.

Let's think back to our block creations. We all used the same kinds of blocks, but we all made something unique. God's creation is filled with even more beauty and variety! In fact, scientists are still discovering creatures and plants that we haven't seen before in places like the rainforests and the depths of the oceans. God has made some incredible living things!

But even though there is so much variety, the animals God made are important to each other. They all depend on each other. Big ones live by eating little ones. This actually helps the little ones. Can you see how? When men killed wolves, the deer multiplied too fast. They didn't have enough food and got sick or got into people's gardens.

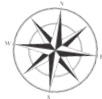
- **When God made the animals, how did He feel about it (verse 25)?** (Happy; Proud; Content; etc.)
- **How do you think He feels now?** (Take responses.)
- **What do you think He wants us to do about it?** (Take care of what He made.)

On day 6, God also made people in His image, and gave them the responsibility to care for His creation. We'll talk more about that next week.

Read Genesis 1:30-31; 2:1-3.

So, this was how God made the world. Let's think for a minute about why God created the world.

- **Did God need the world?** (No. He existed before He made the world. He is not dependent on the world in order for Him to exist.)



Let's find out what the Bible says about this in Colossians 1:16. Read the verse. **The world was created by Christ, for Christ.**

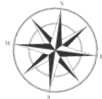
*Application*

- If I had come up and destroyed your block creations, how would that have made you feel? Why? (Take responses.)

**You probably would have been upset because it belonged to you since you were the one who made it. It wasn't mine to do with however I pleased. In an even greater way, creation belongs to its Creator—God.**

- What do you think this means? (Take responses.)

**God created the world for His glory!**



## Small Group Time

### DISCUSSION QUESTIONS

- **List what God created, in order.** (Take responses)
- **If you've heard this story before, did anything new stick out to you this time?** (Take responses)
- **If you could have been there, which day of creation would you have wanted to see and why?** (Take responses.)
- **The phrases "God said" and "God said it was good" are repeated often in this chapter. What does this repetition emphasize?** (God is powerful and spoke creation into being. God declares what is good.)
- **What are some things we learned about God?** (God is the Creator; God spoke all creation into existence; God declares what is good; He blesses what He creates; God brings everything into fullness, as He showed by resting on the 7th day; etc.)
- **Why did God bless the seventh day? How do we recognize or celebrate the 7th day now?** (Take responses)

### ACTIVITY OPTIONS

#### *Option #1: Galaxy Bottles*

Cover your workspace with old newspapers or a large sheet of plastic.

Give each kid an empty water bottle and some cotton balls. They will place a few cotton balls at the bottom of the bottle. Pour some glitter on top.

Mix about 1/2-1 cup of water with a few squirts of paint in a bowl. Using a funnel, pour the paint into the water bottle on top of the cotton balls. Add another layer of cotton balls and glitter.

Repeat the process with 2-3 additional colors. Put the cap on top, and swirl the paint in the bottle.

As they work, discuss what God made on the fourth day of creation.

- **How does it make you feel when you look at or think about the vastness of the universe and the God who made it all?** (Take responses.)

#### *Option #2: Creation Game*

Form a circle. The player who is IT stands in the middle of the circle. IT points to someone, says one of the four categories (land, water, sky, or space), and then says, "1-2-3-4-5-6-good!" fast. The person that IT points to must name something God made in that category before IT finishes saying, "1-2-3-4-5-6-good!" If the person does that, IT points to someone else. If not, the person and IT trade places. Answers can't be something someone else has already named. If no one is caught in three tries, IT spins around with eyes closed and points to someone to be the new IT.

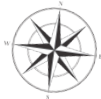
#### *Option #3: Creation Circle Game*

Players sit in a circle. Someone calls out a category of something God made, such as "wild animals." Players bat a beach ball or other lightweight ball back and forth to each other. Each time players hit the ball, they call out a kind of wild animal. Try to think of new animals and not repeat them. Play more rounds with new categories (birds, plants, things in the water, etc.).

#### *Option #4: Creation Study*

Look up the following verses to see what else the Bible says about Creation.

- Romans 1:20—We can learn about God through what He has made.
- Jeremiah 32:17—God made the world, so nothing is too hard for Him.
- Romans 11:36 or Colossians 1:16—All things that are made are from Him, through Him, and for Him. He deserves glory!
- Isaiah 40:28—God created everything. He doesn't grow tired or weary, and He is beyond our understanding.
- Revelation 4:11—God is worthy of glory and honor because He has made everything.
- Isaiah 45:18—God formed the earth and made it to be inhabited.
- Psalm 19:1—The heavens show the glory of God.

**BIBLE WEEKLY REVIEW**

The first two kids will pair off against each other. Ask the two players a question, and whoever shouts the answer first wins. The winner stands and moves to the next player. The goal is to move as many seats as possible before losing, at which point the kid who lost that round sits in the seat of the person who won that round. The game ideally continues until one child makes it “around the world” and gets all the way back to his own seat. Often, though, the game simply ends when time is up, and the person who traveled the farthest wins.

- **How many days did God take to create the world?** (6)
- **What did God create on the first day of creation?** (Light—night and day)
- **On what day of Creation did God create man?** (6)
- **What was the first thing God created?** (Light)
- **Which day did God create palm trees?** (3)
- **Which day did God create camels?** (6)
- **Which day did God create eagles?** (5)
- **What was formless and empty in the beginning?** (Earth.)
- **What did God call the light?** (Day.)
- **What did God call the darkness?** (Night.)
- **What did God separate on Day 2?** (Water.)
- **What did God call the area above the water?** (Sky.)
- **What did God do on the seventh day?** (Rest.)
- **When did God create the heavens and the earth?** (In the beginning.)
- **What is the phrase that is repeated at the end of each day of creation?** (There was evening, and there was morning.)
- **How was everything made?** (God spoke it into existence.)
- **Which day did God make seasons?** (4)
- **Which day did God create whales?** (5)
- **Finish this sentence. “God saw . . .”** (That it was good.)
- **Which day did God make ants?** (6)
- **Which day did God make apple trees?** (3)
- **Which day did God make hummingbirds?** (5)
- **Which day did God make lions?** (6)
- **Which day did God create stars?** (4)
- **God gave people dominion over what?** (All creatures.)
- **What did God give people for food?** (Plants and fruit from trees.)

**BIBLE MEMORY**

Memorize Genesis 1:1. Read the verse together. Teach the following hand motions to help kids remember the verse.

- “In the beginning” (with index finger, point to the opposite wrist as if tapping a watch)
- “God” (point up)
- “created” (use hands to motion words coming from mouth)
- “the heavens” (stretch hands high)
- “and the earth” (touch the ground).
- “Genesis 1:1” (hold up one finger on each hand)

**MENTORING MOMENT**

Share an example of how being in creation has helped you recognize and worship God as your Creator.

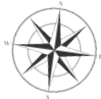
**CLOSING PRAYER**

Pray a praise litany together based on Psalm 136:1-9. When you pause, have kids say the phrase “His steadfast love endures forever.”

- Give thanks to the Lord, for He is good.** (*His steadfast love endures forever.*)
- Give thanks to the everlasting God.** (*His steadfast love endures forever.*)
- Give thanks to the Lord of lords.** (*His steadfast love endures forever.*)
- God alone does great wonders.** (*His steadfast love endures forever.*)
- By His understanding, God made the heavens.** (*His steadfast love endures forever.*)
- He spread out the earth above the waters.** (*His steadfast love endures forever.*)
- He made the great lights.** (*His steadfast love endures forever.*)
- The sun to rule the day.** (*His steadfast love endures forever.*)
- The moon and stars to rule over the night.** (*His steadfast love endures forever.*)
- He provides a home to all the animals.** (*His steadfast love endures forever.*)
- He gives food for all the animals.** (*His steadfast love endures forever.*)
- He alone is worthy of our praise.** (*His steadfast love endures forever.*)
- He is our sovereign Creator.** (*His steadfast love endures forever.*)

**DISMISSAL**

Follow your church’s security procedures as you release kids to their families.



## *Supplies Needed*

### **OPENING ACTIVITY #1: BUILD A CREATION**

- Building blocks

### **OPENING ACTIVITY #2: SEA, LAND, AIR GAME**

- Three parallel lines on the ground, at least 10 ft apart

### **BIBLE EXPLORATION**

- Bible
- Building blocks
- Shoebox

### **DISCUSSION QUESTIONS**

- Bible

### **ACTIVITY #1: GALAXY BOTTLES**

- Bowls
- Cotton balls
- Empty plastic water bottles with lids (1 per kid)
- Funnel
- Glitter
- Paint
- Newspapers or plastic tablecloth
- Water

### **ACTIVITY #2: CREATION GAME**

- N/A

### **ACTIVITY #3: CREATION CIRCLE GAME**

- Beach ball or lightweight ball

### **ACTIVITY #4: CREATION STUDY**

- Bible

### **BIBLE X WEEKLY REVIEW**

- N/A

### **BIBLE MEMORY**

- Bible

### **MENTORING MOMENT**

- N/A

### **CLOSING PRAYER**

- N/A